




Online Classroom Management for K-12 Teachers

Best Practices in Engageli





Effective classroom management is a crucial part of successful teaching in K-12 environments. Learning platforms like Engageli provide powerful tools to create a positive and active learning atmosphere where students can thrive. This guide introduces features and strategies available on Engageli to help K-12 teachers maintain a well-managed and productive online classroom.



Why effective classroom management matters

Good classroom management creates the conditions required for meaningful learning. A well-managed online classroom helps:

- Build student community and belonging
- Promote engagement and participation
- Minimizes distractions and helps students understand behavior expectations

Best practices using Engageli for classroom management

Class supervision

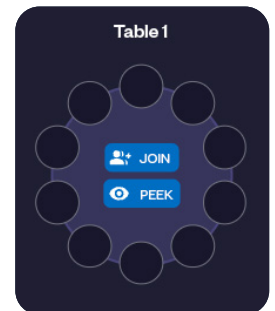
Supervising an online class can be challenging, but Engageli offers intuitive features to make this process simple and effective. These tools ensure that teachers can keep an eye on their students throughout class, even when they are in small groups:

1 Engagement indicator:

- Each table displays live engagement indicators showing both group and individual participation levels. This helps teachers identify which groups or students may need additional support or redirection.

2 Table oversight:

- Teachers can join or peek at tables to hear student conversations in small groups, ensuring productive discussions.
- All table chats are visible to teachers, helping them ensure discussions remain focused.
- Teachers can lock tables to prevent unnecessary movement between groups during focused activities. This feature is especially useful for group projects or collaborative exercises.
- Teachers can prevent students from raising their hand and coming to the front of the class to minimize interruptions and encourage table collaboration.
- Teachers can designate certain tables as Breakout Tables, muting podium audio for those students while allowing them to collaborate among themselves. These tables can be used for differentiated instruction, focused workspaces, and quiet areas for catching up or crisis management. Breakout tables remain active as long as the room is in table mode and do not interfere with seating arrangements or other engagement settings.





Permission management

Managing permissions in online classrooms is essential for maintaining structure and focus. Engageli allows teachers to manage the student permissions from within the classroom and direct student views to specific materials during class:

1 Whiteboard and annotation tools:

- Teachers can restrict whiteboard usage to staff-only or enable all students to participate, depending on the activity. This allows for tailored collaboration and engagement.

2 Engagement tools:

- Teachers can disable specific engagement features, such as chat, whiteboard, mic, reactions, raised hand, and Q&A, for individual students while keeping them accessible to the rest of the class. A visual indicator will show when a student's engagement tools are disabled, and settings reset between class sessions.

3 Talk management:

- Teachers can block all microphones and selectively enable speaking permissions. This feature is particularly valuable for younger students who are learning turn-taking and group discussion skills.

4 Photo uploads:

- Students cannot upload personalized backgrounds, nor can they upload images in class communication tools.

Communication tools

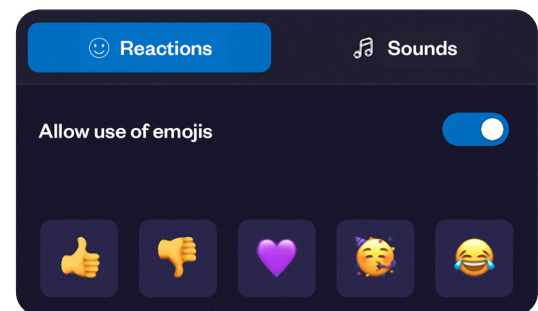
Clear and controlled communication is key to effective online teaching. Engageli's tools help streamline interactions while minimizing distractions to keep lessons on track:

1 Chat controls:

- One-on-one chats between students are permanently disabled to prevent inappropriate interactions or bullying. Teachers can toggle chat and Q&A features on or off during class to allow for undivided attention on the instructional topic.

2 Reaction tools:

- Teachers can monitor or limit the use of emojis and sound reactions to prevent distractions during instruction.



Managing individual learners

Every classroom has unique learners, and Engageli provides targeted solutions for managing individual behaviors while ensuring that all students receive the support they need:

1 Addressing disruptive behavior:

- Teachers can mute a student's microphone and camera to prevent disruptions while allowing the class to continue smoothly.
- If necessary, a student's microphone can be blocked entirely, with the student unable to unmute, to ensure uninterrupted instruction.

2 Block engagement tools:

- Teachers can temporarily disable all engagement tools for students who are being disruptive or require accommodations while ensuring the rest of the class retains full access.

3 Disciplinary actions:

- Teachers can temporarily remove students from the class as a disciplinary measure. This feature allows for quick action without impacting the rest of the class.

4 Breakout tables for additional support:

- Teachers can use Breakout Tables to create quiet spaces for individual or small group work, ensuring students who need additional support can focus without interruptions.

5 Customizing access:

- All interaction for a student can be blocked to adhere to student-specific accommodations, such as those outlined in IEPs, while ensuring the rest of the class retains full access.



Strategies for successful implementation



To make the most of Engageli's classroom management tools, try these strategies for smooth and successful implementation:

- **Set clear expectations:** Clearly communicate rules, expectations, classroom and school policies, and consequences at the start of each class session. Reinforce these regularly to create a structured environment.
- **Leverage engagement indicators:** Use real-time data to identify students or groups who may need additional support, allowing for timely interventions. Red flags to look for include abnormally low or extremely high levels of participation.
- **Monitor and adapt permissions:** Customize permissions to suit the needs of each activity, ensuring a balance between structure and in-the-moment flexibility.
- **Use communication tools thoughtfully:** Turn features like chat and reactions on or off strategically to support lesson goals and minimize distractions.
- **Foster positive reinforcement:** Regularly acknowledge and reward good behavior, active participation, and collaboration to encourage a positive learning culture.

Engageli empowers K-12 teachers to create a structured, engaging, and inclusive online learning environment. By utilizing its comprehensive classroom management features, teachers can focus on what matters most: delivering impactful lessons and supporting their students' success.



To learn more about how Engageli can help you deliver engaging and collaborative online learning, book a personalized demo.



Book a demo ▶

